

CLEANABLES

by CR Laine

Learn More



HOW IT'S MADE

Begin with the fiber. Is the cleanability inherent because the fiber has color all the way through (think carrot), or because the fiber has been encapsulated by a protective coating (think radish).

LIQUID REPELLENCY

Some fabrics are designed to repel liquids. Liquid spills should be blotted with a clean, dry cloth... don't rub! Refer to the individual brand's website for specific cleaning instructions.

UV + FADE RESISTANT

Saturated with highly UV stable pigments providing the ultimate protection towards the degrading effects of sunlight.

CLEANABILITY









































Due to their construction, some performance fabrics can be cleaned with cleaning agents like diluted bleach, while other fabrics should only be cleaned with soap and water. Refer to website for additional cleaning instructions.

GREENGUARD CERTIFIED

UL GREENGUARD Certification Program requires scientific testing and ongoing monitoring of a product's chemical emissions. GREENGUARD GOLD certifies a lower total VOC emission levels than GREENGUARD certified products.

DURABILITY

Exceeds 30,000 double rubs.

CLEANABLES A	 Various Fibers (see fabric swatch)			 Soap & Water	Varies	Varies (see website)
CLEANABLES B	 100% Solution Dyed Fibers			 Soap & Water Diluted Bleach	Varies	Varies (see website)
	 Various Fibers (see fabric swatch)			 Soap & Water	 GREENGUARD GOLD	Varies (see website)
	 Various Fibers (see fabric swatch)			 Soap & Water	 GREENGUARD GOLD	
	 Various Fibers (see fabric swatch)			 Soap & Water Diluted Bleach	 GREENGUARD GOLD	
	 100% Solution Dyed Fibers			 Soap & Water Diluted Bleach	 GREENGUARD GOLD	
	 100% Solution Dyed Acrylic			 Soap & Water Diluted Bleach	 GREENGUARD CERTIFIED	Varies (see website)
	 100% Solution Dyed Fibers			 Soap & Water Diluted Bleach	 GREENGUARD GOLD	

CLEANABLES

by CR Laine

Learn More



FABRIC CLEANING GUIDE

CLEANABLE PERFORMANCE FABRICS - CLEANING & CARE

General Cleaning & Care

Because dust and dirt cause fabric to wear faster, we recommend vacuuming regularly with an upholstery attachment. Loose back and seat cushions should be reversed and fluffed regularly to prevent settling of cushion fills, excessive wrinkling, as well as insure proper fabric wear. An annual professional cleaning will keep your upholstered furniture looking its best. Maintenance requires promptly treating stains and should include routine, on-going care which reduces soil build-up on a fabric's surface. Do not rub or brush excessively or you may cause fuzzing.



Soap & Water Cleanable

Blot (don't rub) liquid spills with a clean, dry cloth and brush off any loose dirt. Prepare a cleaning solution of 1/4 tsp mild, enzyme detergent (such as dishwashing liquid) per 1 cup of lukewarm water. Apply a light mist of the cleaning solution using a spray bottle. Work the solution into the affected area with a sponge or very soft bristle brush. Do not scrub! Rinse the area thoroughly to remove all soap residues. Blot excess moisture with a clean, soft towel or sponge. Allow fabric to air dry. Repeat steps as needed.



Bleach Cleanable

Blot (don't rub) liquid spills with a clean, dry cloth and brush off any loose dirt. Prepare a bleach cleaning solution of 1 cup of bleach and one-fourth cup mild soap per gallon of water. Apply a light mist of the bleach solution using a spray bottle. Allow the solution to soak into the fabric for 15 minutes. Work the solution into the affected area by lightly rubbing the area with a sponge or soft bristle brush. Make sure to work from the outside of the stain inward so as not to spread the stain. Rinse your sponge or brush frequently. Blot and thoroughly rinse fabric with water until the stain is cleaned, ensuring that all bleach is rinsed off the surface of the fabric. Allow fabric to air dry.



Stubborn Stains

Scan the QR code above to visit the Cleanables page on our website for more detailed cleaning instructions.

STANDARD UPHOLSTERY CLEANING & CARE

Cleaning Code S

To spot clean, use a mild, water-free solvent or dry cleaning product. Clean only in a well-ventilated room, and avoid any product containing carbon tetrachloride or other toxic material. The use of steam or water-based cleaners may cause excessive shrinkage and staining of this fabric. Pre-test a small area before proceeding.

Cleaning Code WS

To spot clean, use a water-based cleaning agent or a mild, water-free solvent or dry cleaning product. Pre-test a small, inconspicuous area before proceeding. Do not saturate. Use solvents only in a well-ventilated room, and avoid any products containing carbon tetrachloride or other toxic material. Pile fabrics may require brushing with a non-metallic, stiff bristle brush to restore appearance.

Cleaning Code W

To spot clean, use the foam only from a water-based cleaning agent such as a mild detergent or non-solvent upholstery shampoo product. Apply foam with a soft brush in a circular motion. Vacuum when dry. Pre-test a small, inconspicuous area before proceeding.

Cleaning Code X

Do not use foam or liquid cleaning agents of any type. Clean only by vacuuming or light brushing with a non-metallic, stiff bristle brush.

The fabric mill has suggested the above fabric-specific cleaning methods. We suggest pre-testing in an inconspicuous corner to ensure color fastness. Additionally, we heartily recommend that the article be cleaned by a reputable professional cleaner. In no way will we assume any responsibility for the method of cleaning and maintenance of your upholstery fabric.